


High traffic flooring made beautiful



Pecan

Roughsawn Oak

Antique Oak

Armstrong

Rhino Elements is imported by Armstrong World Industries (Australia) Pty. Ltd.
29 - 39 Mills Road, Braeside VIC 3195 Australia.
Freecall **1800 800 518**
www.armstrong-aust.com.au

Your local retailer:



Does the road of life hit heavy congestion in your home?

There's no need to sacrifice style for practicality. Armstrong offers you the option of Rhino Elements, a range of resilient flooring strips in realistic wood designs. Combining beauty with the benefits of increased durability and reduced noise, they go a step beyond nature.



Mixed Sources
Product group from well-managed forests and other controlled sources
Cert no. SCS-COC-095400
www.fsc.org
© 1996 Forest Stewardship Council

Printed on FSC certified paper

Rhino Elements

a step beyond nature

Armstrong

www.armstrong-aust.com.au

RESILIENT FLOORING Luxury Vinyl Plank


Trust Armstrong to bring out the beautiful side of practical



a step beyond nature




Colonial Oak



Baltic Oak

Enjoy a realistic look and feel

Authentic visuals and your choice of a smooth or embossed surface texture go with the grain of real wood species. The result is tough, thoroughfare flooring that compliments the look of your home. And who better to replicate natural wood grain than the world's largest manufacturer of hardwood flooring.



Relax with easy to clean maintenance

With a stream of daily commuters, it's good to know the tough polyurethane layer makes it harder to get scuff marks on your floor and easier to get them off. This high resistant surface finish will keep both you and your floor from getting worn out.



Feel confident with a 12-year warranty

Bumper to bumper kids, dogs, cats, furniture, family and friends can be a lot of traffic on your floor. But with the backing of a 12-year warranty, you can cruise confidently into the future knowing your floor will look as good as the day it was installed.



Create your very own style

Because the road travelled is different for everyone, Rhino Elements gives you the unique ability to add your own personal touch through decorative borders or angle features. Ready to lay strips make it easy to do. With so many designs of wood species and colours to choose from, there are endless roads you can easily explore.

Product specifications

Rhino Elements offers such an extensive range of colours and grains that your choice might be hard to make at the crossroads. To view our current colour range please go to www.armstrong-aust.com.au

Feature	Standard	Unit	Value
Type of Flooring	EN 649		Synthetic floor covering
Plastic basis			Polyvinylchloride heterogenous
Pattern			Wood + stone pattern
Requirements			
Flammability	DIN 4102	Class	B1
Sound absorption	ISO 140-8	dB	2
Performance behaviour			
Tiles: side length	EN 247	Cm	Different sizes
Tile packing	-	M ² /box	3.34
Overall thickness	EN 428	mm	2.0
Thickness of wearlayer	EN 429	mm	0.30
Plank dimensions		mm	152 x 915
Strip dimensions		mm	101.5 x 915
Total weight	EN 430	g/sqm	3800
Residual indentation	EN 433	mm	0.05
Colour Fastness	ISO 105-B02	Rating	≥ 6
Wear resistance	EN 649	Class	T
Static electrical charge	EN 1815	kV	< 2.0
Thermal resistance	DIN 52612-1	M ² K/W	< 0.15
Classification			
Domestic	EN 685	Class	21-13 heavy
Commercial	EN 685	Class	31 moderate
Additional property			
Caster Chair	✓	Underfloor Heating	✓
Antistatic Behaviour	✓	Chemical Resistance	✓

Brief maintenance guidelines

PREVENTATIVE MAINTENANCE

Use doormats to reduce sand and grit being walked into the home. Place protectors on furniture legs. Dust mop or vacuum your floor as required.

Do not use household treatment chemicals. Don't pour water on your floor to clean. Excessive water can cause damage to the subfloor so remove any excess water as soon as possible. Simply sweep the floor.

REGULAR MAINTENANCE

Recommended Cleaner: Armstrong Once 'n' Done

Use the recommended cleaner or equivalent. Powdered cleaners, oilsoaps, dishwashing detergents, or other dusting products are not recommended.

Shoe marks and scuffs can be removed by using a spot application of the recommended cleaner and a non-abrasive scrubbing pad.

Always sweep or vacuum your floor before cleaning in order to remove loose dirt or particles.

CAUTIONS AND MISCELLANEOUS

Do not place heavy items on newly installed floor for at least 24 hours. Heavy furniture should be equipped with suitable non-staining, wide-bearing castors.

Floor covering subjected to excessive heat and light exposure is subject to thermal degradation. Use appropriate precautions to minimize potential effects on the floor covering.

Please keep in mind rubber walk-off mats can discolour resilient floor coverings.

Do not apply sealers or polishers.

To get the most out of your Rhino Elements floor, ask your local retailer for:

- The Floor Care & Maintenance Guidelines
- The Warranty Guidelines